



DIXONS  
SIXTH FORM  
ACADEMY

# SUMMER WORK

**A LEVEL  
BIOLOGY**

STUDENT NAME:

20  
25



# Contents

About the Summer Work .....	2
Welcome to Biology .....	3
Summer work tasks .....	4
Further reading.....	15



# About the Summer Work

This booklet contains a number of tasks that students are expected to complete to a good standard in order to be able to be enrolled in this subject.

Welcome to Dixons 6<sup>th</sup> Form Academy and well done for taking A-Level Biology!

You should bring your completed summer work with you to your first Biology lesson in September. The Biology summer work should only take 10 hours in total so don't spend days on this.

This booklet also contains significant additional information and a range of optional reading. We would encourage you to complete these to fully prepare for Sixth Form study.



# Welcome to Biology

## Subject outline

Biology helps us to understand and explain the natural world around us; from a single cell to whole ecosystems. In this course you will expand upon a range of familiar topics: including molecules, cells, body systems, ecology, genetics and biotechnology.

At the end of two years you will be assessed by written examination. Each exam is two hours long and the papers are as follows: paper 1 (all year 1 work), paper 2 (all year 2 work), paper 3 (everything!)

## Careers & Higher Education

If you are considering medicine, vet science or dentistry, biology should be on your list of A levels. However, Biology leads to MUCH more. A Biology degree is highly sought-after and sets you up for a wide range of possible career options. These include: ecologist, biologist, geneticist, biochemist, microbiologist, pharmacist, scientific writer, epidemiologist, bioinformatician, biomedical engineer – and many more. A really useful site is prospects. Try [this page](#) and [this page](#) for more exciting careers.

## Links to key information

For more information about the course see this [Course Information Guide](#).

[The Royal Society of biology](#)

[The Biochemical Society](#)

AQA A-Level Biology Syllabus:

<https://filestore.aqa.org.uk/resources/biology/specifications/AQA-7401-7402-SP-2015.PDF>



# Summer work tasks

**Task 1:**

Firstly: we would like to assess your prior knowledge. Please attempt the multiple-choice quiz in exam conditions. Do not use Google or any resources to help you – we need to know where your strengths and weaknesses lie! Don't panic if you don't quite manage to get things right, that's what we're here for.

## Summer Work Quiz - Biology 2025



**Task 2:** Please complete the following pages of the summer bridging work. Don't worry, it seems like a lot of pages but it's not that bad!

**Activity 1 Scientific vocabulary: Designing an investigation**

Link each term on the left to the correct definition on the right.

Hypothesis

The maximum and minimum values of the independent or dependent variable

Dependent variable

A variable that is kept constant during an experiment

Independent variable

The quantity between readings, eg a set of 11 readings equally spaced over a distance of 1 metre would give an interval of 10 centimetres

Control variable

A proposal intended to explain certain facts or observations

Range

A variable that is measured as the outcome of an experiment

Interval

A variable selected by the investigator and whose values are changed during the investigation

**Activity 2 Scientific vocabulary: Making measurements**

Link each term on the left to the correct definition on the right.

True value

The range within which you would expect the true value to lie

Accurate

A measurement that is close to the true value

Resolution

Repeated measurements that are very similar to the calculated mean value

Precise

The value that would be obtained in an ideal measurement where there were no errors of any kind

Uncertainty

The smallest change that can be measured using the measuring instrument that gives a readable change in the reading



### Activity 3 Scientific vocabulary: Errors

Link each term on the left to the correct definition on the right

Random error

Causes readings to differ from the true value by a consistent amount each time a measurement is made

Systematic error

When there is an indication that a measuring system gives a false reading when the true value of a measured quantity is zero

Zero error

Causes readings to be spread about the true value, due to results varying in an unpredictable way from one measurement to the next

### Understanding and using SI units

Every measurement has a size (eg 2.7) and a unit (eg metres or kilograms). Sometimes, there are different units available for the same type of measurement. For example, milligram, gram, kilogram and tonne are all units used for mass.

To reduce confusion, and to help with conversion between different units, there is a standard system of units called the SI units which are used for most scientific purposes.

These units have all been defined by experiment so that the size of, say, a metre in the UK is the same as a metre in China.

There are seven SI base units, which are given in the table.

Physical quantity	Unit	Abbreviation
Mass	kilogram	kg
Length	metre	m
Time	second	s
Electric current	ampere	A
Temperature	kelvin	K
Amount of substance	mole	mol
luminous intensity	candela	cd

All other units can be derived from the SI base units. For example, area is measured in metres square (written as  $\text{m}^2$ ) and speed is measured in metres per second (written as  $\text{m s}^{-1}$  this is a change from GCSE where it is written as  $\text{m/s}$ ).





### Using prefixes and powers of ten

Very large and very small numbers can be complicated to work with if written out in full with their SI unit. For example, measuring the width of a hair or the distance from Manchester to London in metres (its SI unit) would give numbers with a lot of zeros before or after the decimal point, which would be difficult to work with.

So, we use prefixes that multiply or divide the numbers by different powers of ten to give numbers that are easier to work with. You will be familiar with the prefixes milli (meaning  $1/1000$ ), centi ( $1/100$ ), and kilo ( $1 \times 1000$ ) from millimetres, centimetres, and kilometres.

There is a wide range of prefixes. Most of the quantities in scientific contexts will be quoted using the prefixes that are multiples of 1000. For example, we would quote a distance of 33 000 m as 33 km.

The most common prefixes you will encounter are given in the table.

Prefix	Symbol	Power of 10	Multiplication factor	
Tera	T	$10^{12}$	1 000 000 000 000	
Giga	G	$10^9$	1 000 000 000	
Mega	M	$10^6$	1 000 000	
kilo	k	$10^3$	1000	
deci	d	$10^{-1}$	0.1	1/10
centi	c	$10^{-2}$	0.01	1/100
milli	m	$10^{-3}$	0.001	1/1000
micro	$\mu$	$10^{-6}$	0.000 001	1/1 000 000
nano	n	$10^{-9}$	0.000 000 001	1/1 000 000 000
pico	p	$10^{-12}$	0.000 000 000 001	1/1 000 000 000 000
femto	f	$10^{-15}$	0.000 000 000 000 001	1/1 000 000 000 000 000

**Activity 4 SI units and prefixes**

What would be the most appropriate unit to use for the following measurements?

1. The time between heart beats
2. The diameter of a cheek cell
3. The distance that a migratory bird travelled each year
4. The thickness of a DNA helix
5. The mass of a rabbit
6. The mass of iron in the body
7. The diameter of a glucose molecule

**Activity 5 Units**

Choose the most appropriate unit and estimate the size of each of the following.

1. The mass of an earthworm
2. The volume of water in a teardrop
3. The volume of water in a garden pond
4. The time taken for a sunflower to grow
5. The temperature difference between the blood in the heart and in the ear on a cold day
6. The diameter of a human hair
7. The length that your fingernails grow each day
8. The total length of DNA in one human body cell

**Activity 6 Converting data**

Re-write the following.

1. 0.00224 metres in millimetres
2. 104 micrograms in grams
3. 6.2 kilometres in metres
4. 10 micrograms in nanograms
5. 70 decilitres in litres
6. 10 cm<sup>3</sup> in litres

## Practical skills

The practical skills you learnt at GCSE will be further developed through the fieldwork and practicals you undertake at A-level. Your teacher will explain in more detail the requirements for fieldwork, practical work, and the research methods.

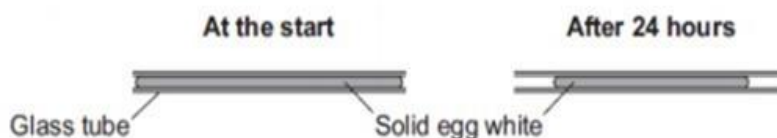
### Activity 7 Investigating how temperature and pH affect enzymes

Egg white is made of protein. The students were investigating how temperature and pH affect the digestion of protein

The students carried out the following procedure:

- Filled six narrow glass tubes with fresh egg white
- Boiled the tubes so the egg white became solid
- Placed each tube into a different beaker containing human protease enzyme at different pH values at room temperature and 3 in neutral pH but at different temperatures for 24 hours
- Measured the length of solid egg white in each tube after 24 hours

The diagram shows the investigation.



The results were recorded in the tables below:

pH	Original length of solid egg white (cm)	Final length of solid egg white (cm)	% change
4	6.0	5.6	
7	6.0	3.8	
9	6.0	5.8	



Temperature ( °C)	Original length of solid egg white (cm)	Final length of solid egg white (cm)	% change
15	6.0	5.7	
35	6.0	3.8	
55	6.0	5.3	

1. State a hypothesis for this investigation.
2. The students predicted that the enzyme would be most effective in conditions similar to those found in the human body. Was their prediction correct?
3. Identify the independent and dependent variables in this investigation.
4. Suggest the control variables for this investigation.
5. Describe the difference between repeatable and reproducible.
6. What would be the most likely resolution of the ruler you would use in this investigation.
7. Suggest how repeating the investigation would be an improvement.
8. Calculate the % change for each result in this investigation. Show your answers to 3 significant figures.



## Analysing data

Biological investigations often result in large amounts of data being collected. It is important to be able to analyse this data carefully in order to pick out trends.

### Activity 8 Mean mode median and scatter graphs

A student investigated an area of moorland where succession was occurring. The student used quadrats to measure the area covered by; different plant species, bare ground and surface water.


They did this every 10 metres along a line transect. The student also recorded the depth of soil at each quadrat. Their results are shown in the table.

	Area covered in each quadrat A to E in cm <sup>2</sup>				
	A	B	C	D	E
Bog moss	55	40	10	–	–
Bell heather	–	–	–	15	10
Sundew	10	5	–	–	–
Ling	–	–	–	15	20
Bilberry	–	–	–	15	25
Heath grass	–	–	30	10	5
Soft rush	–	30	20	5	5
Sheep's fescue	–	–	25	35	30
Bare ground	20	15	10	5	5
Surface water	15	10	5	–	–
Soil depth / cm	3.2	4.7	8.2	11.5	14.8

Calculate:

1. Calculate the mode area of soft rush in the sample.
2. Calculate the mean soil depth of the area of moorland sampled.
3. Calculate the median amount of bare ground in the sample.


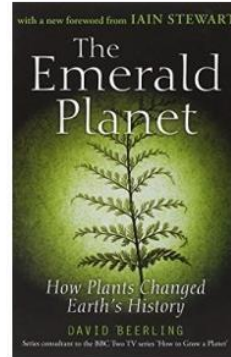






4. Using the data in the table plot a **scatter graph** of the soil depth against the area covered by bare ground, soft rush and bog moss (use different colours or markers for each). Don't worry if you don't have a printer, you can always grab some graph paper from us on the 1<sup>st</sup> day and do it overnight





5. What conclusions can you draw from this graph?
6. Suggest how to improve the validity of these conclusions.



## Further reading



## Podcasts





Links to careers (click image for links)

